

# ***OVERVIEW***

# ***BARRACUDA SLEEPING CABIN***

## ***INDISPENSABLE FOR SPECIAL FORCES ON MISSION***

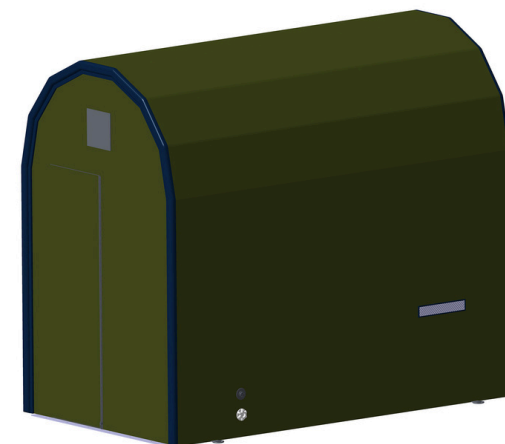


- **Recovery & Rest:** Essential in combat operations, especially behind enemy lines.
- **Quick Setup:** Just 1-2 minutes to roll out and connect the battery-powered pump.
- **Dual Purpose:** Can also be used as a first-aid shelter when required.
- **Comfort Guaranteed:** Equipped with a portable, battery-operated 12V AC.

### **ONE MAN CABIN**

- **Dimensions:** L2.2-2.9m x W1.3m
- **Weight:** 35kg
- **Wall Thickness:** 50mm DWF
- **Height Inside:** 1.9m
- **Sealed floors and back-endwall. Front-endwall features 15mm zipper door.**

### **THREE MAN CABIN**

- **Dimensions:** L2.2-2.9m x W2.5m
- **Weight:** 51kg
- **Wall Thickness:** 50mm DWF
- **Height Inside:** 1.9m
- **Same features as the 1-man cabin but with more room for a small group.**



## **FEATURES & BENEFITS**

# **BARRACUDA SLEEPING CABIN**

## **INDISPENSABLE FOR SPECIAL FORCES ON MISSION**

### **FEATURES**

- **Portable AC:** Ensures temperature regulation for soldier comfort.
- **Ventilation:** AC hole (300x50mm) with a grille and cover.
- **Durability:** 50mm DWF walls provide excellent insulation and protection.
- **Lightweight & Portable:** Easy to carry and set up anywhere.

### **BENEFITS**

- **Comfort & Recovery:** Ideal for rest and recovery behind enemy lines.
- **First-Aid Ready:** Can be repurposed for medical needs when necessary.
- **Quick Setup:** Operational in under 2 minutes, reducing setup time in critical situations.

### **CONTACT US**

E-mail: [info@nordeploy.com](mailto:info@nordeploy.com)

Website: [www.nordeploy.com](http://www.nordeploy.com)

