

CIVILIAN PROGRAM

BARRACUDA PLATFORM

New Mobility and Security for our Civilian customers in connection with Floods and Natural disasters where you need to save your personal material and or vehicle.

The Barracuda platform from Nordic Deployment revolutionizes how to navigate in water environments, eliminating the need to build bridges or deploy amphibious bridge structures.

Robust and reliable design Constructed from a rigid inflatable structure, the Barracuda platform ensures that your vehicle remains afloat while on board. Whether you need to transport a vehicle regardless of size or weight.




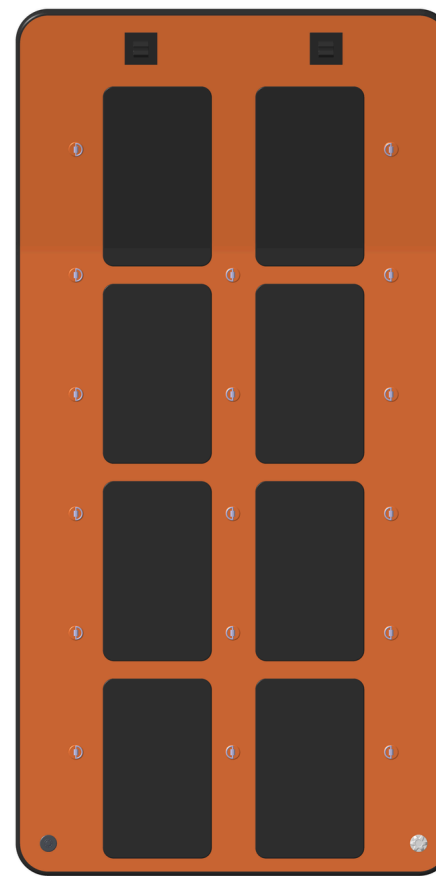
Nordic Deployment can design and construct a customized Barracuda platform to meet your specific requirements.

EASY DEPLOYMENT AND OPERATION

1. Remove the Barracuda platform from the rugged travel case.
2. Roll out the platform.
3. Install the pumps and inflate the platform.
4. Set up the ramps and the motor on the supplied motor mount. (Extras)
5. Drive the vehicle onto the platform.
6. Secure your personal belongings from the flood and the water.

With the Barracuda platform you achieve seamless aquatic mobility, which increases safety in all emergency situations where floods and disasters exist. Experience the future of civil logistics with Nordic Deployment's Barracuda platform.

NORDIC
DEPLOYMENT



THE BARRACUDA PLATFORM

CIVILIAN PROGRAM

Introducing the Barracuda Platform, which offers a variety of models tailored to diverse operational needs. Available in multiple variations including the C8, C10. Each variant combines exceptional strength and portability.

THE C8/20 MODEL


Measures 4,0 x 2,0 meters, weighs 32 kg, and supports a 1,6-tons payload capacity, ideal for Motorcycle / Tricycle.

Barracuda Civilian Emergency Platform C8/20	
Dimensions	4.0 x 2.0 meters
Weight	32 kg
Payload Capacity	1.6 tons
Ideal For	Motorcycle / Tricycle / Personal Belongings

THE C10/20 MODEL

Measures 4.4 x 2.3 meters, weighs 38 kg, and supports a 2-ton payload capacity, ideal for quad bikes side by side.

Barracuda Civilian Emergency Platform C10/20	
Dimensions	4.4 x 2.3 meters
Engine Bracket	Yes
Weight	38 kg
Payload Capacity	2 tons
Ideal For	Cars, Quad Bikes (Side by Side), Personal Belongings



CONTACT US

E-mail: info@nordeploy.com
Website: www.nordeploy.com